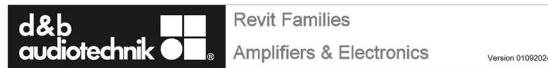


d&b audiotechnik Revit Families Amplifiers & Electronics README

1. Overview

The d&b Revit families for Amplifiers & Electronics are based on Revit version 2018 and are created as Communication Device families. All families are composed at a glance in the project d&b audiotechnik Revit Families Amplifiers & Electronics.rvt. It contains all components of the xS-series. Basically, the families are split into column families and accessories families. Accessories are already integrated as nested families in the column speaker families and can be scheduled accordingly.



Amplifiers

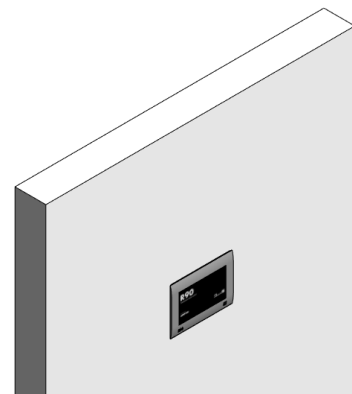
Families	Types	
d&b 5D Amplifier	2269	
d&b 10D Amplifier	2270	
d&b 30D Amplifier	2271	
d&b 40D Amplifier	2263	
d&b D6 Amplifier	2273	
d&b D20 Amplifier	2275	
d&b D40 Amplifier	2265	
d&b D90 Amplifier	2274	
d&b D90 Amplifier	2268	

Electronics

Families	Types	
d&b DS10 Audio Network Bridge	2419	
d&b DS20 Audio Network Bridge	2411	
d&b DS100 Signal Engine	2418	
d&b R90 Touchscreen Remote Control	2526	



*d&b audiotechnik Revit Families Amplifiers & Electronics.rvt
Plan View*



*d&b audiotechnik Revit Families Amplifiers & Electronics.rvt
Isometric Views*

2. How to add d&b families into your project


1. Open your project.
2. Open the *d&b audiotechnik Revit Families Amplifiers & Electronics.rvt*.
3. In this project, select a family.
4. In the *Modify* menu run *Edit Family*.
This opens the Family Editor.
5. From here, run *Load into Project* (or *Load into Project and Close*) and select your project.
The family is available now in the project browser of your project under *Families > Communication Devices*. The family types can be dragged into your drawing area. The nested families are also automatically loaded into your project and show up in the project browser.
6. You can close the family you have opened. You do not need to save it, as all families and types are still available in the *d&b audiotechnik Revit Families Amplifiers & Electronics.rvt*.

Notes:

We do not recommend to run "Copy and Paste" from project to project, as this will copy only the selected type into your project: You may miss additional types in a later phase.

3. Detail Levels

The d&b audiotechnik Amplifier & Electronics families support the Detail levels Coarse, Medium and Fine in terms of the back side only.



4. Materials

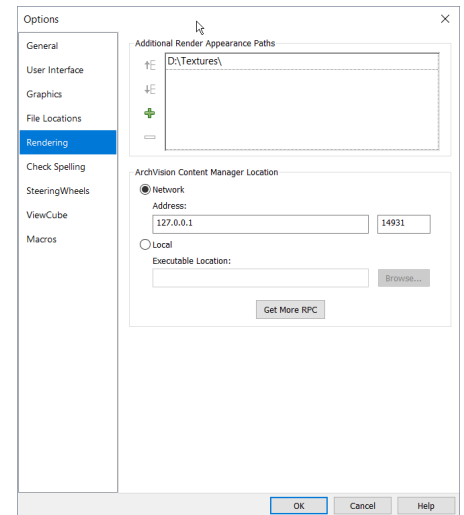
d&b audiotechnik Materials are already set in the Properties of the families. The materials are also defined for visualization in Revit.

The Amplifiers and Electronics families are using custom textures for the front layout.

d&b audiotechnik Revit Families Amplifiers & Electronics README

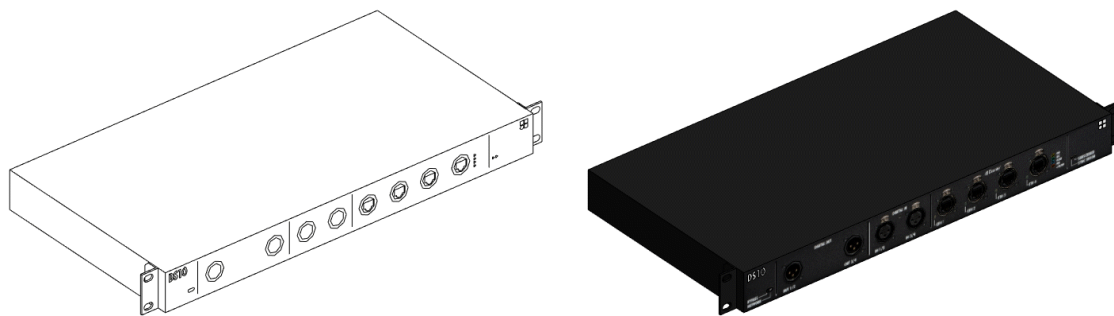
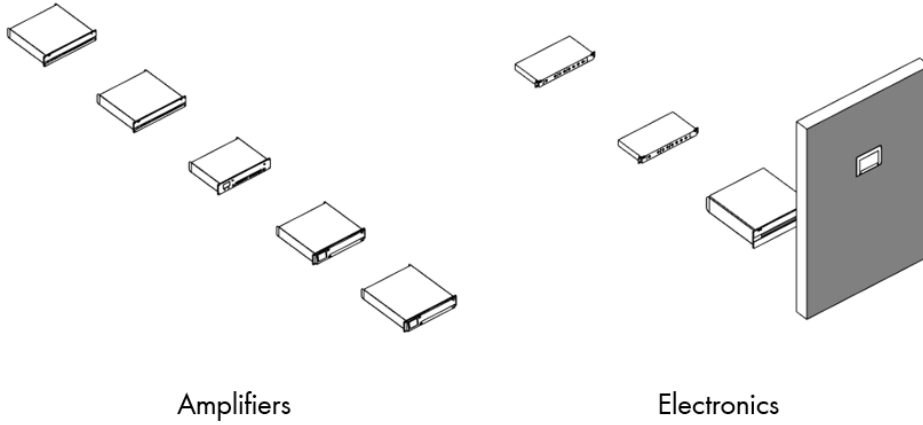
In order to view these materials properly in realistic views and renderings:

1. Download and extract the Textures.zip from the d&b web site to any local drive.
2. In Revit, run Menu Browser > Options (File menu in Revit versions later than 2016), switch to the Render tab and set the "Additional Render Appearance Paths" in the Revit Options dialog to the folder where you have unzipped the jpg's (in the screenshot, the textures have been extracted to D:\Textures).



5. Amplifiers & Electronics families

These families are usually placed on a level or a face, i.e. the top face of an amplifier.
The R90 Touchscreen Remote Control is a face based family and cuts out the host automatically.



6. Type properties

Additional data is integrated in the type properties of the families and can be schedules, such as *Part Number* and the properties under the *Data* group.

7. Schedules

Note the *Communication Device Schedule* in *d&b audiotechnik Revit Families Amplifiers & Electronics.rvt*.

It counts the components including their data.

Family	Type	Manufacturer	Model	Part Number
d&b 10D Amplifier	10D	d&b audiotechnik GmbH	10D Amplifier	Z2760
d&b 30D Amplifier	30D	d&b audiotechnik GmbH	30D Amplifier	Z2770
d&b D6 Amplifier	D6	d&b audiotechnik GmbH	D6 Amplifier	Z2700
d&b D20 Amplifier	D20	d&b audiotechnik GmbH	D20 Amplifier	Z2750
d&b D80 Amplifier	D80	d&b audiotechnik GmbH	D80 Amplifier	Z2710
d&b R90 Touchscreen Remote Control	R90	d&b audiotechnik GmbH	R90 Touchscreen Re	Z6126
d&b DS10 Audio Network Bridge	DS10	d&b audiotechnik GmbH	DS10 Audio Network	Z4010
d&b DS100 Signal Engine	DS100	d&b audiotechnik GmbH	DS100 Signal Engin	Z4100
d&b DS20 Audio Network Bridge	DS20	d&b audiotechnik GmbH	DS20 Audio Network	Z4011

8. Tags

You can use the integrated d&b annotation tag to automatically annotate the types with part number or Type name.

