

2. How to add d&b families into your project

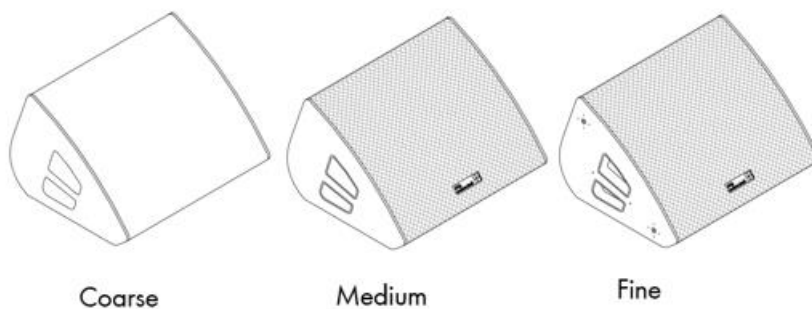
1. Open your project.
2. Open the *d&b audiotechnik Revit Families Monitors.rvt*.
3. In this project, select a monitor family.
4. In the *Modify* menu run *Edit Family*.
This opens the Family Editor.
5. From here, run *Load into Project* (or *Load into Project and Close*) and select your project.
The family is available now in the project browser of your project under *Families > Communication Devices*. The family types can be dragged into your drawing area.
The nested families are also automatically loaded into your project and show up in the project browser.
Run the same steps to load manual accessories.
6. You can close the family you have opened. You do not need to save it, as all families and types are still available in the *d&b audiotechnik Revit Families Monitors.rvt*.

Notes:

We do not recommend to run "Copy and Paste" from project to project, as this will copy only the selected type into your project. You may miss additional types in a later phase.

3. Detail Levels

The d&b audiotechnik families support the Detail Levels Coarse, Medium and Fine.



4. Materials

d&b audiotechnik Materials are already set in the *Properties* of the families. The materials are already set for visualization in Revit. Refer to website or manual to check if Special Colour versions are available. d&b colours the products according to the RAL table.

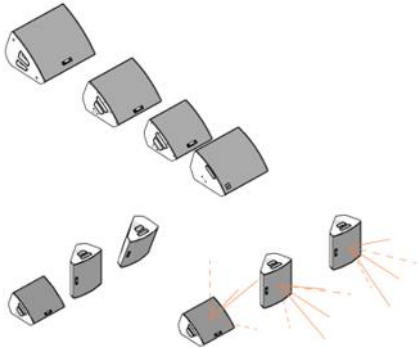
Enclosure: d&b Paint Black
Grill: d&b Metal Grill Black
Logo: d&b Metal Light Grey
Accessories: d&b Metal Black

	d&b always black
	d&b Metal Black
	d&b Metal Grill Black
	d&b Metal Light Grey
	d&b Paint Black

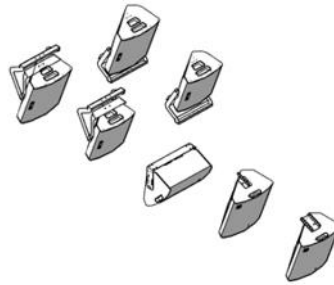
The d&b always black Material is used for parts of the components, which you cannot order in a different color.

5. Monitor families

The monitor families are usually placed on a level. Pitch, Panning & Rotation parameters allow you to rotate them according to the installation. Use the Offset parameter in the Properties to set the component on a specific height. Coverage lines and rotated horn can be shown. Note that accessories show up only with selected settings for Pitch, Panning & Rotation. Additional accessories can be placed manually.



Monitors





Integrated accessories



Manual accessories

6. Monitor families properties

Properties	
	d&b M-Series M4 Monitor M4
Communication Devices (1) Edit Type	
Constraints	
Panning	0.000°
Pitch	0.000°
Rotation	0.000°
Level	Level 1
Host	Level : Level 1
Offset	198.5 mm
Moves With Nearby Elem...	<input type="checkbox"/>
Construction	
Top Flying Bracket	<input type="checkbox"/>
Bottom Flying Bracket	<input type="checkbox"/>
Rotated Horn	<input type="checkbox"/>
Graphics	
Coverage	<input type="checkbox"/>
Coverage Length	1000.0 mm
Logo	<input checked="" type="checkbox"/>
Materials and Finishes	
Accessories Material	d&b Metal Black
Enclosure Material	d&b Paint Black
Grill Material	d&b Metal Grill Black
Metal Material	d&b Metal Black

Properties	
	d&b M-Series MAX2 Monitor MAX2
Communication Devices (1)	
Constraints	
Panning	0.000°
Pitch	0.000°
Pitch Value	-120.000°
Rotation	0.000°
Level	Level 1
Host	Level : Level 1
Offset	1092.8 mm
Moves With Nearby Elements	<input type="checkbox"/>
Construction	
Top Flying Adapter 02	<input type="checkbox"/>
Top Flying Adapter 03	<input type="checkbox"/>
Top Horizontal Bracket Position 1	<input type="checkbox"/>
Top Horizontal Bracket Position 2	<input type="checkbox"/>
Top Horizontal Bracket Position 3	<input checked="" type="checkbox"/>
Top Horizontal Bracket Position 4	<input type="checkbox"/>
Top Horizontal Bracket Position 5	<input type="checkbox"/>
Top Horizontal Bracket Position 6	<input type="checkbox"/>
Wall Mount Horizontal Bracket Positio...	<input type="checkbox"/>
Wall Mount Horizontal Bracket Positio...	<input type="checkbox"/>
Wall Mount Horizontal Bracket Positio...	<input type="checkbox"/>

Constraints

Pitch, Panning and Rotation defines the rotation of the speaker in 3 axis. Panning is set automatically if Rotation is set to 90°.

Construction

Check boxes to set the accessories.

Please select only one of the accessories.

Notes:

Some of the accessories are only displayed, if this is allowed by the Rotation, i.e. the Top Flying Bracket for M4 is not shown with rotation 0.000 degree, but with 90 degree. Note the sample settings in the d&b audiotechnik Revit Families Monitors.rvt.

Graphics

Shows the coverage lines and the length of the Coverage lines. Further the d&b Logo can be deactivated. If you select *Rotated Horn* under the *Construction* group, Coverage lines will be rotated as well.

Materials

Assigns the d&b materials for selected components of speakers, subs and accessories.

Construction settings for MAX2

Note the special behavior for the Horizontal Bracket accessory for MAX2. The checkboxes

Top Horizontal Bracket Position 1 – 6

Wall Mount Horizontal Bracket Position 1 – 3

sets the Pitch Value automatically to predefined positions.

Top Mount



Wall Mount



d&b audiotechnik Revit Families Monitors README

7. Type properties

Additional data is integrated in the type properties of the families and can be schedules, such as *Part Number* and the properties under the *Data* group.

Type Properties

Family: d&b M-Series MAX2 Monitor

Load...

Type: MAX2

Duplicate...

Rename...

Type Parameters

Parameter	Value
Dimensions	
Height	354.0 mm
Width	580.0 mm
Depth	496.0 mm
Identity Data	
Part Number	Z1120
Support Email	support@dbaudio.com
Support Phone	+49 7191 9669-0
Type Image	
Keynote	
Model	MAX2 Monitor
Manufacturer	d&b audiotechnik
URL	www.dbaudio.com
Type Comments	
Description	High performance 2-way stage monitor.
Assembly Code	
Cost	
Assembly Description	
Type Mark	
OmniClass Number	23.85.10.11.14.14.14
OmniClass Title	Loudspeakers
Code Name	
Data	
Frequency Range Low (-5 dB Standard)	55.00 Hz
Frequency Range High (-5 dB Standard)	20000.00 Hz
Max. SPL (1m, Free Field) with D12	135
Max. SPL (1m, Free Field) with D6/10D	131
Max. SPL (1m, Free Field) with D80/D20/30D	135
Cabinets per D80	2 per channel
Power Handling Capacity Peak 10 ms	1600.00 W
Power Handling Capacity RMS	250.00 W
SPL Stimulus	SPL max peak test signal: pink noise with crest
Coverage Horizontal	75.000°
Coverage Vertical	75.000°
Weight	23.000 kg
LF Diameter	15"
LF Quantity	1
HF Diameter	0"
HF Quantity	1
HF Exit	1.4"
Connections	NL4F/M or 2 x NL4 or EPS
Cabinet Materials	Marine Plywood
Cost MSRP	0.00
Cost Project	0.00

OK

Cancel

Apply

d&b audiotechnik Revit Families Monitors README

8. Schedules

Note:

The *Communication Device* Schedule in *d&b audiotechnik Revit Families Monitors.rvt*.

It counts the components including their data.

A	B	C	D	E	F	G	H
Family	Type	Weight	Connections	Manufacturer	Model	Part Number	Description
d&b M-Series M4 Monitor	M4	20.00 kg	NLT4F/M or 2xEP5 or NL8	d&b audiotechnik	M4 Monitor	Z0800	High performance 2-way stage monitor.
d&b M-Series M4 Monitor	M4	20.00 kg	NLT4F/M or 2xEP5 or NL8	d&b audiotechnik	M4 Monitor	Z0800	High performance 2-way stage monitor.
d&b M-Series M4 Monitor	M4	20.00 kg	NLT4F/M or 2xEP5 or NL8	d&b audiotechnik	M4 Monitor	Z0800	High performance 2-way stage monitor.
d&b M-Series M4 Monitor	M4	20.00 kg	NLT4F/M or 2xEP5 or NL8	d&b audiotechnik	M4 Monitor	Z0800	High performance 2-way stage monitor.
d&b M-Series M4 Monitor	M4	20.00 kg	NLT4F/M or 2xEP5 or NL8	d&b audiotechnik	M4 Monitor	Z0800	High performance 2-way stage monitor.
d&b TV Spigot w Fixing Plate	TV Spigot w Fixing Plate			d&b audiotechnik	TV Spigot with Fixing P	Z5010	TV Spigot with Fixing Plate
d&b Pipe Clamp	Pipe Clamp			d&b audiotechnik	Pipe Clamp	Z5012	Pipe Clamp for TV Spigot
d&b Flying Pin	Flying Pin			d&b audiotechnik	Flying Pin	Z5049	Flying Pin 8mm
d&b M-Series M4 Monitor	M4	20.00 kg	NLT4F/M or 2xEP5 or NL8	d&b audiotechnik	M4 Monitor	Z0800	High performance 2-way stage monitor.
d&b M-Series M4 Monitor	M4	20.00 kg	NLT4F/M or 2xEP5 or NL8	d&b audiotechnik	M4 Monitor	Z0800	High performance 2-way stage monitor.
d&b M-Series M4 Flying Bracket	M4 Flying Bracket			d&b audiotechnik	M4 Flying Bracket	Z5056	M4 Flying Bracket
d&b M-Series M4 Monitor	M4	20.00 kg	NLT4F/M or 2xEP5 or NL8	d&b audiotechnik	M4 Monitor	Z0800	High performance 2-way stage monitor.
d&b M-Series M4 Flying Bracket	M4 Flying Bracket			d&b audiotechnik	M4 Flying Bracket	Z5056	M4 Flying Bracket
d&b M-Series M4 Monitor	M4	20.00 kg	NLT4F/M or 2xEP5 or NL8	d&b audiotechnik	M4 Monitor	Z0800	High performance 2-way stage monitor.
d&b M-Series M6 Monitor	M6	20.00 kg	2 x NL4F/M or 2 x EP5	d&b audiotechnik	M6 Monitor	Z0820	High performance 2-way stage monitor.
d&b M-Series M6 Flying Bracket	M6 Flying Bracket			d&b audiotechnik	M6 Flying Bracket	Z5057	M6 Flying Bracket
d&b M-Series M6 Monitor	M6	20.00 kg	2 x NL4F/M or 2 x EP5	d&b audiotechnik	M6 Monitor	Z0820	High performance 2-way stage monitor.
d&b M-Series M6 Flying Bracket	M6 Flying Bracket			d&b audiotechnik	M6 Flying Bracket	Z5057	M6 Flying Bracket
d&b M-Series M2 Monitor	M2	38.00 kg	NLT4F/M or 2xEP5	d&b audiotechnik	M2 Monitor	Z0061	High performance 2-way stage monitor.
d&b M-Series MAX2 Monitor	MAX2	23.00 kg	NL4F/M or 2 x NL4 or EP5	d&b audiotechnik	MAX2 Monitor	Z1120	High performance 2-way stage monitor.
d&b M-Series MAX2 Monitor	MAX2	23.00 kg	NL4F/M or 2 x NL4 or EP5	d&b audiotechnik	MAX2 Monitor	Z1120	High performance 2-way stage monitor.
d&b M-Series MAX Horizontal Bracket	MAX Horizontal Bracket			d&b audiotechnik	MAX Horizontal Bracke	Z5043	MAX Horizontal Bracket
d&b M-Series MAX2 Monitor	MAX2	23.00 kg	NL4F/M or 2 x NL4 or EP5	d&b audiotechnik	MAX2 Monitor	Z1120	High performance 2-way stage monitor.
d&b M-Series MAX Horizontal Bracket	MAX Horizontal Bracket			d&b audiotechnik	MAX Horizontal Bracke	Z5043	MAX Horizontal Bracket
d&b M-Series MAX2 Monitor	MAX2	23.00 kg	NL4F/M or 2 x NL4 or EP5	d&b audiotechnik	MAX2 Monitor	Z1120	High performance 2-way stage monitor.
d&b M-Series MAX Horizontal Bracket	MAX Horizontal Bracket			d&b audiotechnik	MAX Horizontal Bracke	Z5043	MAX Horizontal Bracket
d&b M-Series MAX2 Monitor	MAX2	23.00 kg	NL4F/M or 2 x NL4 or EP5	d&b audiotechnik	MAX2 Monitor	Z1120	High performance 2-way stage monitor.
d&b M-Series MAX Horizontal Bracket	MAX Horizontal Bracket			d&b audiotechnik	MAX Horizontal Bracke	Z5043	MAX Horizontal Bracket
d&b M-Series MAX2 Monitor	MAX2	23.00 kg	NL4F/M or 2 x NL4 or EP5	d&b audiotechnik	MAX2 Monitor	Z1120	High performance 2-way stage monitor.
d&b M-Series MAX Horizontal Bracket	MAX Horizontal Bracket			d&b audiotechnik	MAX Horizontal Bracke	Z5043	MAX Horizontal Bracket
d&b TV Spigot	TV Spigot			d&b audiotechnik	TV Spigot	Z5015	TV Spigot
d&b M-Series MAX2 Monitor	MAX2	23.00 kg	NL4F/M or 2 x NL4 or EP5	d&b audiotechnik	MAX2 Monitor	Z1120	High performance 2-way stage monitor.
d&b M-Series MAX2 Monitor	MAX2	23.00 kg	NL4F/M or 2 x NL4 or EP5	d&b audiotechnik	MAX2 Monitor	Z1120	High performance 2-way stage monitor.
d&b M-Series MAX Bracket Connector	MAX Bracket Connector			d&b audiotechnik	MAX Bracket Connecto	Z5044	MAX Bracket Connector
d&b M-Series MAX2 Monitor	MAX2	23.00 kg	NL4F/M or 2 x NL4 or EP5	d&b audiotechnik	MAX2 Monitor	Z1120	High performance 2-way stage monitor.

9. Tags

You can use the integrated d&b annotation tag to automatically annotate the types with part number or Type name.



Z5056 M4 Flying Bracket



Z5057 M6 Flying Bracket



Z1120 MAX Horizontal Bracket



Z5020 Flying Adapter 02



Z5025 Flying Adapter 03