



Dinner active



Power



Mute



Lunch



Dinner



Party



Settings



Info



Group control



4..6

Friday 14 December 2018

**14:30**

**R90**

d&b  
audiotechnik

# Uncomplicated control.

The R90 Touchscreen remote control puts the power to operate a preconfigured d&b system into anyone's hands. Its intuitive user interface provides quick, reliable, and effortless operation of day-to-day functions without needing expert level knowledge of audio.

Extending the scope of the trusted d&b workflow, R90 functions entirely independently of R1 and provides unparalleled usability of a comprehensive d&b system. A single touch controls power, mute, level, grouping and recall of up to nine AmpPresets.

Designed to seamlessly integrate into any d&b system of up to 15 amplifiers, system adjustments are achieved using the built-in panel PC, or the R90 remote application on smart devices such as smartphones or tablets connected to the same network.

An uncomplicated addition to the d&b System reality, the R90 favours those in search of less work, and more flow.



COM1  
X107

USB  
X104, X105

LAN1  
X102

Power  
X101

Ground  
M4

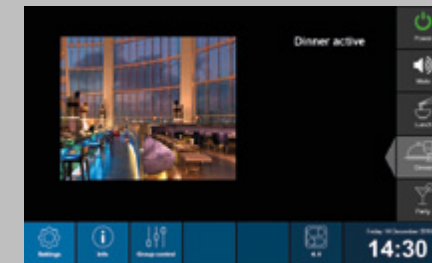
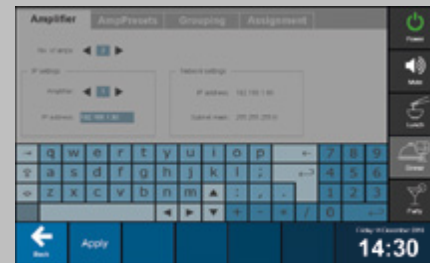
Connector types

# R90 – ready in four steps.

The uncomplicated nature of the R90 Touchscreen remote control extends to its setup, after which everyday activities can be managed without a technician present. No additional control protocol programming is required.

The R90 uses pull-out clamping levers and features a low installation depth for smooth, streamlined mounting inside a venue. The 1GHz ARM Cortex-A8 processor is powerful and agile enough to control any d&b audio installation.

Based on a Beckhoff PC and using AES70/OCA as open protocol standard, R90 functionality can also be extended by a third party to provide custom project-related features.



## 1. Create

AmpPresets for each application scenario using R1.

## 2. Connect

R90 to the d&b remote network. To add amplifiers, enter their IP address and check for the same subnet mask.

## 3. Configure

Project settings as needed: define AmpPresets and assign groups with channel levels and mutes.

## 4. Confirm

Once changes have been applied, the R90 is instantly ready to use.

# The power of simplicity.

The R90 Touchscreen remote control provides a straightforward user interface for non-technical users, unlocking the full potential of the d&b system approach.

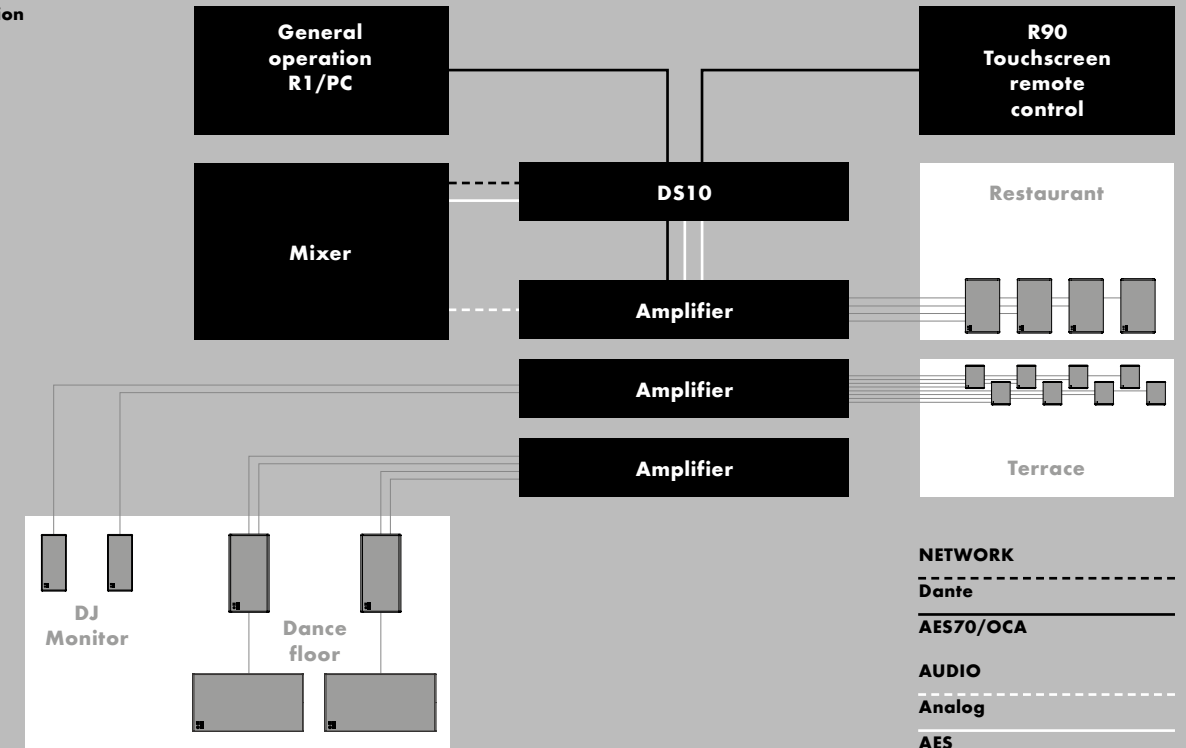
From the R90 home screen, custom background pictures and preset labels quickly identify which preset, programmed by the system integrator, is currently active. Selecting a preset adjusts the d&b system automatically. Global mute and group level controls are equally accessible.

By day, the restaurant offers a vivacious lunch. In the evening, a casual dinner. At night, spirited dancing until closing time. The barista taps the touchscreen and the appropriate sonic mood is set.

In a conference facility, the business manager uses the R90 remote application on their smartphone to efficiently switch from a single speaker to a multi-room audio presentation, lowering the volume on some background music during a coffee break.

The R90 Touchscreen remote control functions in harmony with the entire d&b remote network, without compromising or interfering with comprehensive system-level settings. That's the power of simplicity.

## System integration





[dbaudio.com/r90](https://dbaudio.com/r90)