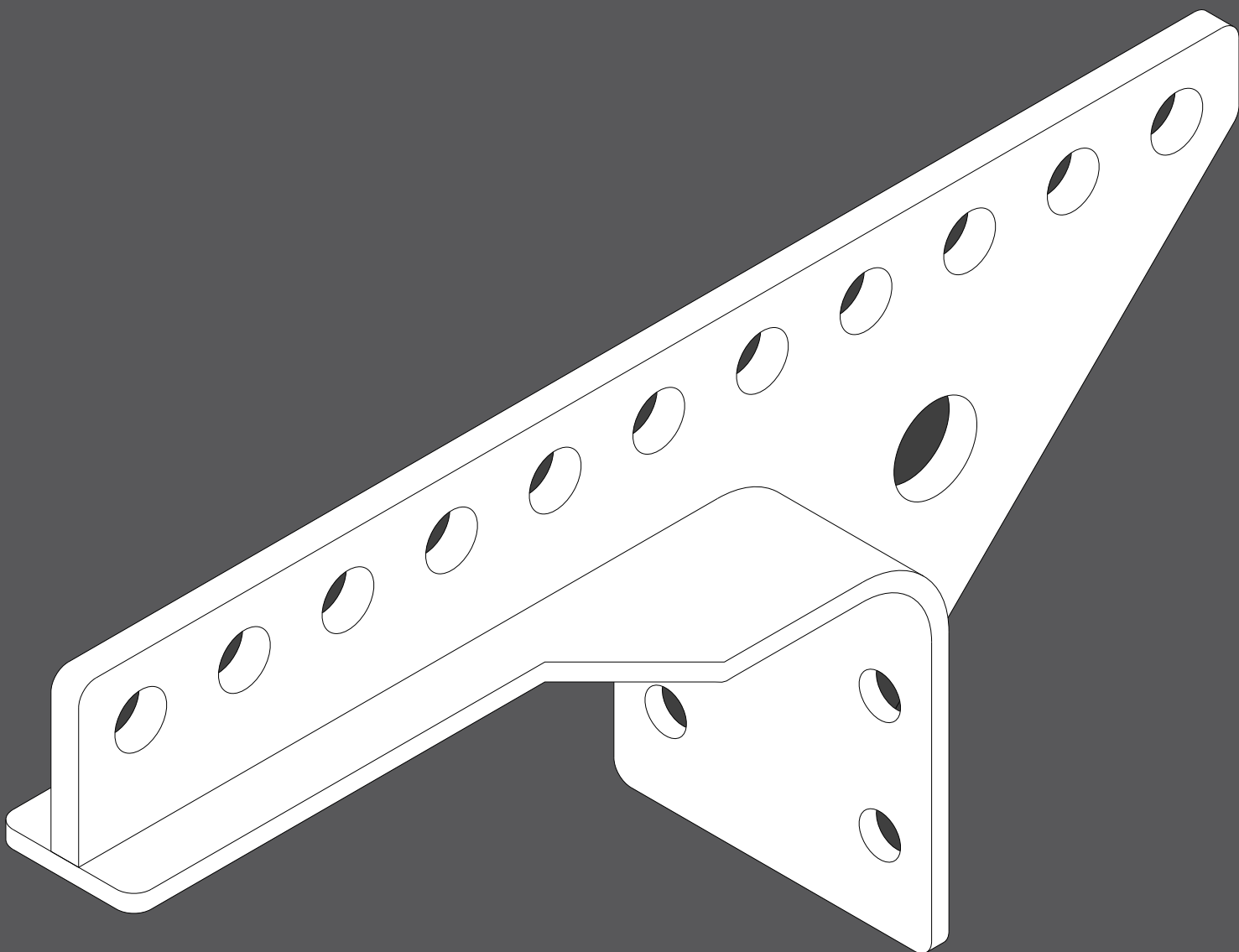


# Z

**Z5054**

**Mounting instructions 2.2 en**



### **Notes on document version**

All previous versions of this document are hereby no longer valid.

### **Version 2.:**

Unintentionally the "Z5012 Pipe clamp" together with the "Z5015 TV spigot 02" were listed to suspend the "Z5054 Flying adapter" which is not compatible.

The "Z5016 Pipe clamp HD" together with the "Z5017 TV spigot HD" must be used instead.

### **Refer to:**

⇒ Chapter 1.3 "Intended use" on page 5.

### **General information**

Z5054 Mounting instructions

Version: 2.2 en, 08/2025, D2946.EN.01

Copyright © 2025 by d&b audiotechnik GmbH & Co. KG; all rights reserved.

**Keep this document with the product or in a safe place so that it is available for future reference.**

We recommend you to regularly check the d&b website for the latest version of this document.

When reselling this product, hand over this document to the new owner.

d&b audiotechnik GmbH & Co. KG  
Eugen-Adolff-Str. 134, D-71522 Backnang, Germany  
T +49-7191-9669-0, F +49-7191-95 00 00  
docadmin@dbaudio.com, www.dbaudio.com

**1 Z5054 Flying adapter..... 4**

1.1 Scope of supply..... 4

1.2 Safety precautions..... 4

1.3 Intended use..... 5

1.4 Assembly..... 5

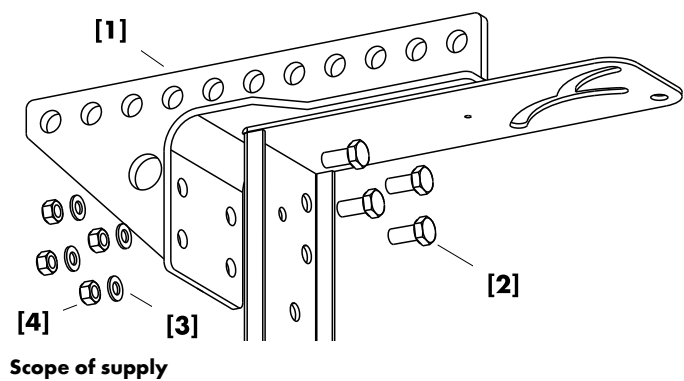
1.5 Operation..... 5

**2 Manufacturer's declarations..... 6**

2.1 EU conformity (CE symbol)..... 6

2.2 Disposal..... 6

1 Z5054 Flying adapter



1.1 Scope of supply

Pos.	Qty.	d&b Code	Description
[1]	1	Z5054	Flying adapter
including:			
[2]	4		M10 x 25 Hex head bolt
[3]	4		Plain washer
[4]	4		Self-securing nut M10
	1	D2946.EN.01	Z5054 Mounting instructions

Weight ..... 2.2 kg (4.9 lb)

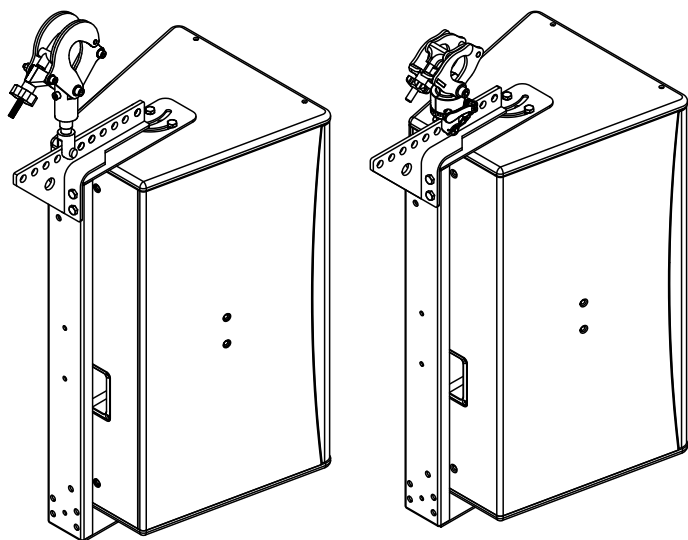
1.2 Safety precautions

General safety

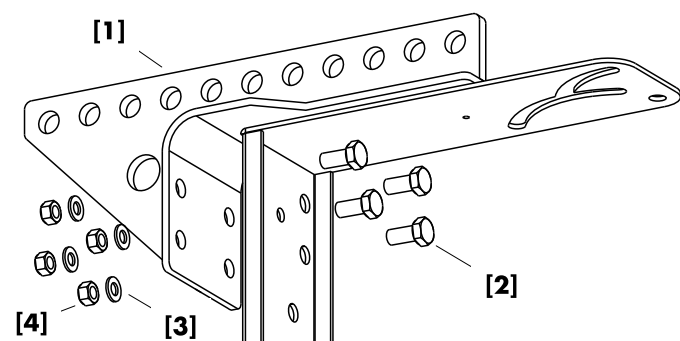
- Installation and setup should only be carried out by qualified and authorized personnel observing the valid national Rules for the Prevention of Accidents (RPA).
- It is the responsibility of the person installing the assembly to ensure that the suspension/fixing points are suitable for the intended use.
- Always carry out a visual and functional inspection of the items before use. In case there is any doubt as to the proper functioning and safety of the items, these must be withdrawn from use immediately.

Load safety information

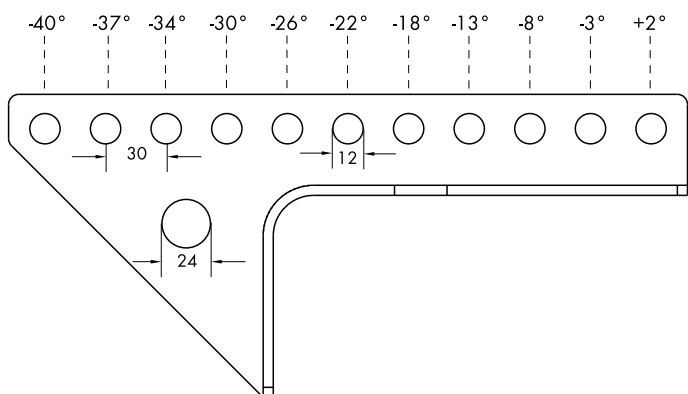
The maximum permitted safe working load (SWL) for the adaptor is 65 kg/143.3 lb. This is equivalent to the combined weight of two applicable cabinets, two applicable horizontal brackets and one Z5552 bracket connector. This value must under no circumstances be exceeded. Secondary safety should always be provided and used when flying or fixing loudspeaker loads overhead.



Intended use



Assembly



Hole index of the flying adapter

### 1.3 Intended use

The flying adapter is intended to suspend applicable d&b loudspeakers to horizontal bars or trusses at a defined vertical flying angle. The flying adapter can be:

- flown using the Z5016 Pipe clamp HD in connection with the Z5017 TV spigot HD.
- flown using the Z5147 Rota clamp.

Applicable horizontal brackets:

- Z5388 VP Horizontal bracket
- Z5398 YP Horizontal bracket
- Z5409 Horizontal bracket 10S
- Z5411 Horizontal bracket 12S
- Z5554 Horizontal bracket 24S

### 1.4 Assembly

#### Tools required:

- Open-ended or ring spanner/wrench SW 17 mm.

Fixing bolts with a thread length of more than 25 mm must not be used.

⇒ The flying adapter **[1]** is bolted to the four holes at the rear of the horizontal bracket using the four hex head bolts **[2]**, the plain washers **[3]** and the self-locking nuts **[4]**.

### 1.5 Operation

The flying adapter is equipped with eleven locating holes (12 mm) at 30 mm spacing. The vertical flying angle depends on which of these holes is used as the flying point of the cabinet - the resulting angles, upwards (positive angle) or downwards (negative angle), are shown in the graphic opposite. The loudspeaker will adopt a stable vertical position without the need for additional stabilizing guy lines. A 24 mm hole is provided at the rear of the adapter for securing cables.



### 2.1 EU conformity (CE symbol)

This declaration applies to:

#### **d&b Z5054 Flying adapter**

by d&b audiotechnik GmbH & Co. KG.

All product variants are included, provided they correspond to the original technical version and have not been subject to any later design or electromechanical modifications.

We herewith declare that said products are in conformity with the provisions of the respective EC directives including all applicable amendments.

A detailed declaration is available on request and can be ordered from d&b or downloaded from the d&b website at [www.dbaudio.com](http://www.dbaudio.com).

### 2.2 Disposal

When out of use the rigging components must be disposed of in accordance with the national environmental regulations.

Ensure that damaged rigging components are disposed of in a way that they cannot be used again.

**WEEE-Reg.-Nr. DE: 13421928**



